

# Smart Wealth's Multi Asset AI Flagship Fund

The intelligent way to grow assets

## Background:

Smart Wealth Asset Management is authorised by FINMA with \$400m assets under management and advisory

Team of 30 professionals across Europe, Middle East and Asia

Founder and CEO Dr. Miro Mitev is a pioneer of AI-based optimisation and forecasting techniques for asset management

## Track record:

Proprietary forecasting technology continually optimised and developed for more than 20 years<sup>1</sup>

Consistent top tier performer. Model portfolio has outperformed its composite index by 8.41% p.a.<sup>2</sup>

Optimised risk-adjusted return recovers in 60% less time after a major crisis than the composite index<sup>3</sup>

Smart Wealth's AI-driven algorithms have been refined for over two decades, consistently outperforming the world's leading asset managers.

## Firms that have used our forecast include:

JP Morgan, Commerzbank, Fidelity Investment Services, Merrill Lynch, Hyundai Asset Management, Nomura, Société Générale, Santander Asset Management.

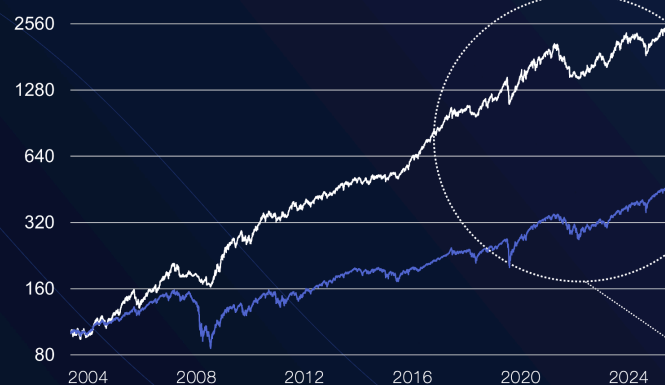
## Even the greatest allocators wrestle with human limitations:

- Over 80% of actively managed funds fail to beat the benchmarks<sup>4</sup>
- Active funds are prone to key-man dependence and unstable teams
- Without human biases, the model can identify warning signals that elude many analysts

## AI-driven multi asset fund:

We launched a new AI-based multi asset fund, that is a continuation of the technology and 20+ year forecasting track record, providing exceptional risk-adjusted returns.

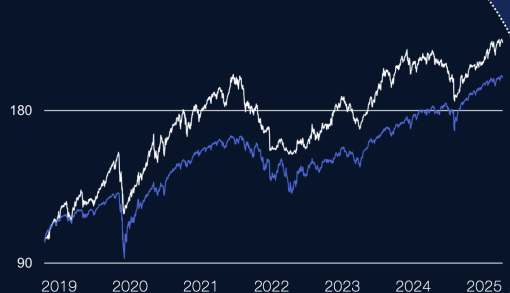
Log. scale, indexed from 04/1/01



2004-today\*  
Smart Wealth\*\*: 15.54% p.a. / 2,306.47% overall  
Composite Index\*\*\*: 7.13% p.a. / 355.20% overall

\*Annualised return, LLP/seed share class. \*\*Dividends of approx. 2% p.a. not included.  
\*\*\*70% global equities, 25% global aggregate bonds, 5% global commodities  
Disclaimer. The actual live track record forecast signals from 2004 onwards provide the basis for the calculated returns.  
Historic results are no guarantee for future performance. Investments may increase or decrease in value.  
Source: Smart Wealth, \*as per December 31st 2025.

Log. scale, indexed from 19/1/01

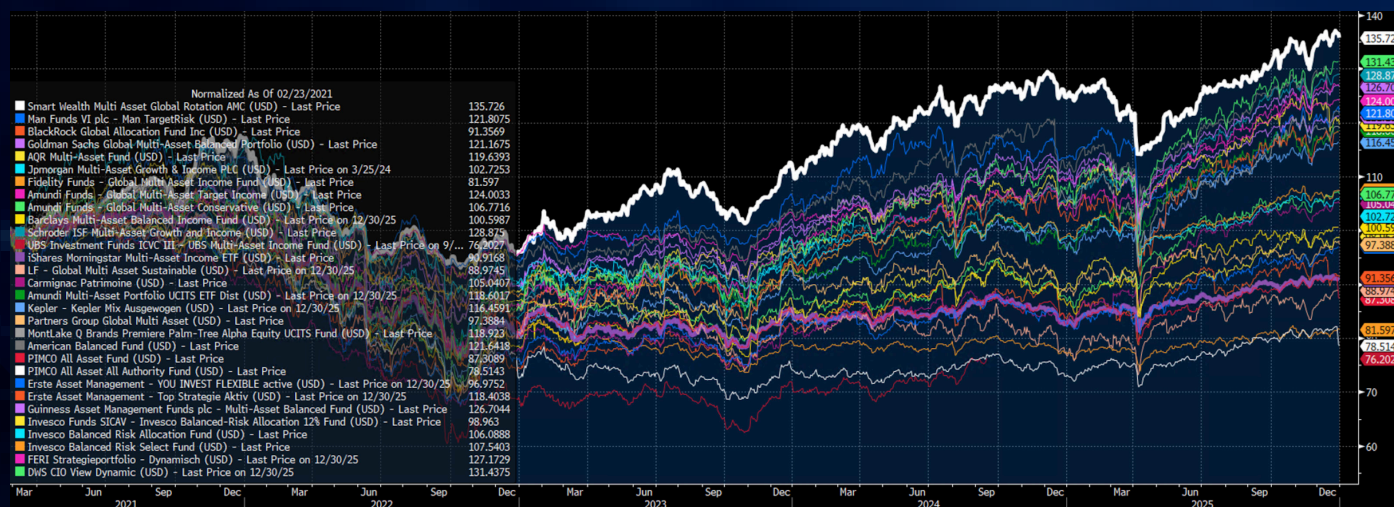


2019-today\*  
Smart Wealth\*\*: 13.50% p.a. / 142.77% overall  
Composite Index\*\*\*: 11.13% p.a. / 109.42% overall

## Attractive terms for Seed-Share-Class investors:

	LLP USD Class	I - Institutional USD Class	P - Professional USD Class
ISIN	IE000Q3L6VW8	IE0007AL34E3	IE000NVGDE59
Investment ticket	\$30m <sup>5</sup>	\$1m	\$0.1m
Management & distribution fee p.a.	0.08%	0.15%	1.15%
Performance fee	10%	20%	20%
Hurdle rate p.a. with a HWM <sup>6</sup>	3%	3%	3%
Catch-up <sup>7</sup>	No	Yes	Yes
Revenue sharing <sup>8</sup>	2%	0%	0%
Liquidity	12mo lock-up -> Daily	Daily	Daily
Net data-based return p.a.	15.54%	14.38%	13.42%
Volatility p.a.	14.69%	14.63%	14.64%
Sharpe ratio	1.06	0.98	0.92

## Proven track record with comparable Smart Wealth product<sup>9</sup>:



Source: Bloomberg

Smart Wealth's listed unleveraged reference product (Smart Wealth Multi Asset Global Rotation AMC) with lower volatility and a target annualized return of 14% invests in the same eligible instruments as the basis portfolio for the ICAV flagship fund.

<sup>1</sup> Across Siemens, C-Quadrat, iQ-FOXX, Smart Wealth

<sup>2</sup> Live forecasting signals based on same methodology with similar investment strategy and risk budget as Smart Wealth's coming ICAV fund. Annualised return. Performance as of December 31st 2025.

<sup>3</sup> Across all strategies based on the live data track record since 2004

<sup>4</sup> Source: S&P Dow Jones Indices' SPIVA Europe Year-End 2023 Report

<sup>5</sup> The LLP share class is limited to \$150m, with a \$30m investment ticket allocated to each of the following five regions: Nordic, GCC, Korea, Hong Kong, Switzerland/Germany

<sup>6</sup> High water mark (HWM)

<sup>7</sup> Catch-Up Provision: Once the hurdle rate is exceeded the catch-up provision allows the manager to earn the performance fee on the entire return, not just the portion above the hurdle rate.

<sup>8</sup> The LLPs are collectively entitled to 10% of the fund's global net revenues, proportional to their initial investment. Each investment ticket grants LLP investors a 2% share of the global net revenues for the entire lifetime of the fund, even if they exit after the lock-up period. This corresponds to an additional return of 15.4% p.a., distributed quarterly in cash, leading to an expected total annual return of up to 30.9% p.a.

<sup>9</sup> Smart Wealth Multi Asset Global Rotation AMC (ISIN CH0590207988)

This document is intended for information purposes only and do not constitute investment advice. This document is not an offer or an invitation to subscribe to units or shares of an Alternative Investment Fund, or any other investment vehicles or structures. The information presented should not be relied upon because it is incomplete and may be subject to change. The Fund is currently not registered for distribution in any jurisdiction outside of Ireland. Investments in the Fund are available only to qualifying investors as defined under Irish law. Any investment decision should be made solely on the basis of the Fund's legal offering documents. Neither the Fund nor its management or Smart Wealth Asset Management accept liability for any actions taken based on the information contained herein. Past performance is not indicative of future results, and investments in alternative funds carry inherent risks. Potential investors should seek independent professional advice before making any investment decision.